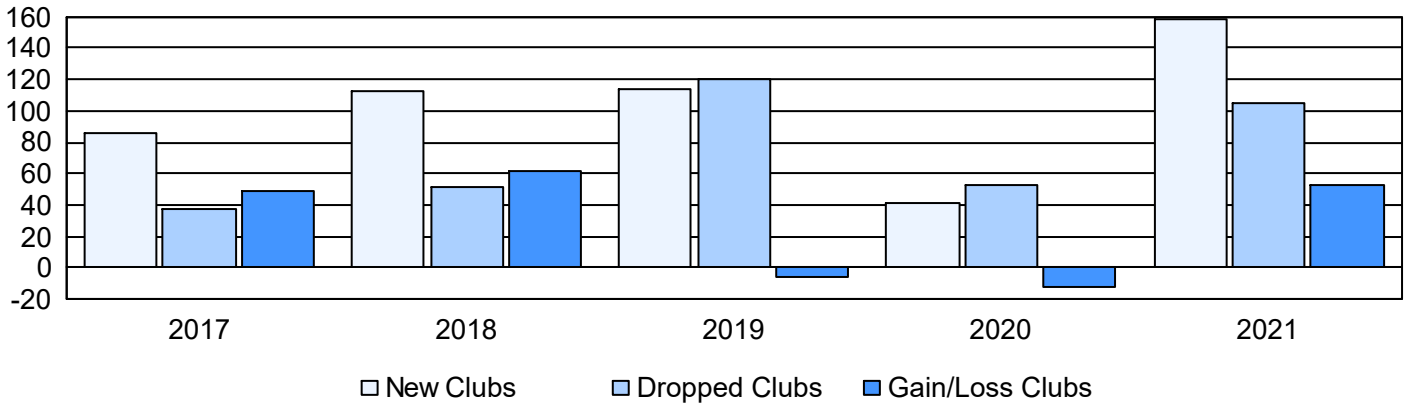
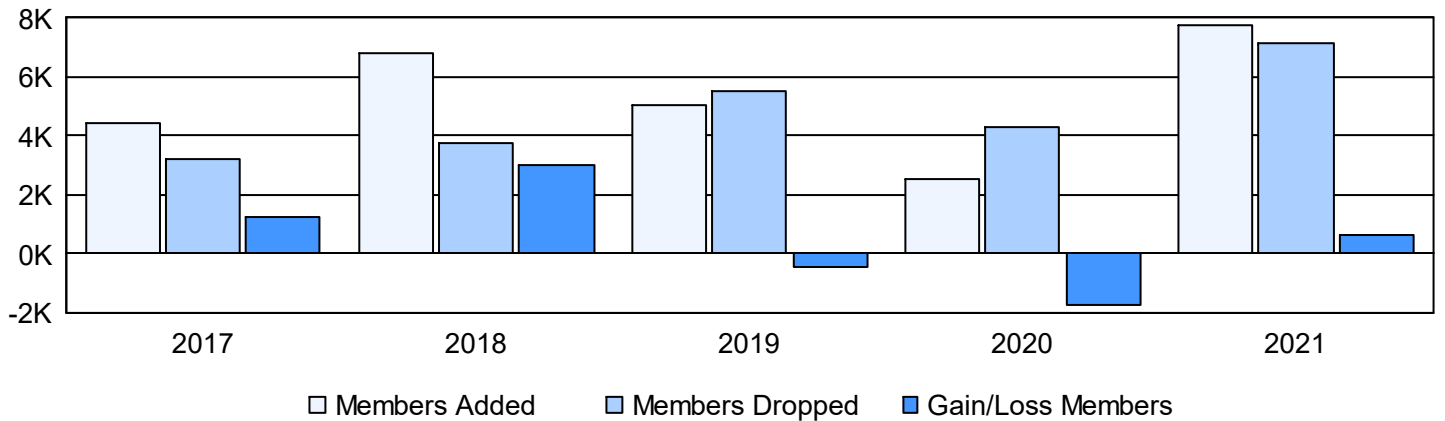


Year	New Clubs	Dropped Clubs	Gain/ Loss Clubs	New Members	Charter Members	Reinstate Members	Transfer Members	Total Member Added	Total Members Dropped	Gain/ Loss Members
2016-2017	86	37	49	1,937	1,939	303	228	4,407	3,194	1,213
2017-2018	113	51	62	2,594	3,201	610	380	6,785	3,773	3,012
2018-2019	114	120	-6	1,828	2,767	292	136	5,023	5,495	-472
2019-2020	41	53	-12	1,163	1,129	116	144	2,552	4,280	-1,728
2020-2021	158	105	53	2,741	4,460	292	282	7,775	7,168	607
<b>Average</b>	<b>102</b>	<b>73</b>	<b>29</b>	<b>2,053</b>	<b>2,699</b>	<b>323</b>	<b>234</b>	<b>5,308</b>	<b>4,782</b>	<b>526</b>

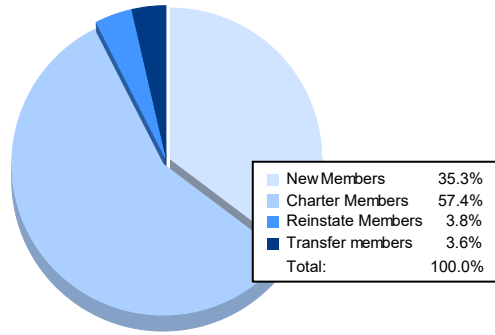
### Clubs



### Members



### Membership Composition June 2021 Cumulative



### Gender Composition June 2021 Cumulative

